


Week long thematic unit for 2nd grade

Theme: polar bears

Prep before week starts- before you really start take 2 big sheet of paper and ask the kids what they already know about polar bears and the arctic write what they say on 1 sheet of paper. On the other sheet ask what they would like to know about. At the end of each school day ask them what they know now after learning about them all day write what they say on the 1st sheet. Ask if this answered the questions they asked on the first sheet and if they had new questions.


Day 1 theme for this day- just info what is a polar bear where do they come from? Look like?

English/ vocab/reading- show them the book little polar bear, and ask them from what they can see from the front page what it is about. Ask question throughout reading it. Then teach them the vocab for the week give them a hand out with the words on it.




Polar bear
Ice
Frozen
Arctic
Mammal
Swim
Fur
Claws
Shores
Migrate
Seals
Cube


Have them do this word search with all the vocab words on it



If there is more time have them do this



Math- teach kids about subtraction have kids do some examples with you then have kids do a few work sheets



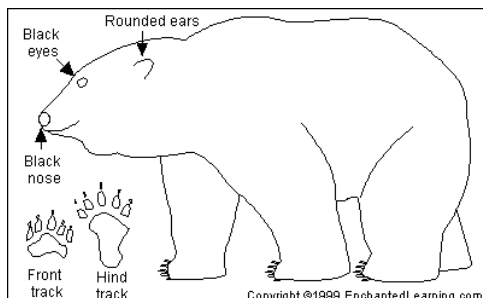
Social studies-ask questions about where they think polar bears live show pictures and videos about how and where they live. Give them a packet for the week with worksheets about what we talked about in class. Have them do 1-2 pages

Art- has them make these and then put it on a bulletin board



<http://www.lovetosew.com/polarbearhandprint.htm>

Science-talk about what they look like show pictures and give them this diagram and have them color code it so they can remember easier if they want.



Day 2 themes for this day- where do polar bears live eat?

English/ vocab/reading-show some poems and do vocab

<p>The Polar Bear (Tune: My Bonnie)</p> <p>The polar bear lives in the Arctic, He never gets cold in a storm, He swims in the icy cold water, His heavy coat keeps him warm.</p> <p>Warm, warm, warm, warm, His heavy coat keeps him warm. Warm, warm, warm, warm, His heavy coat keeps him warm!</p>	<p>Bear Coat</p> <p>The polar bear, the polar bear - He has a handsome coat to wear</p> <p>But, while it's thick and warm and white He has to wear it day and night.</p> <p>And when the summer comes, poor brute, He wears it for his swimming suit.</p> <p>Although his coat is thought so fine, I'm very glad that it's not mine.</p>
--	---

Give vocab

Tell them it needs to memorize these at home as there will be a spelling test later in the week

Polar bear
Ice
Frozen
Arctic
Mammal
Swim
Fur
Claws
Shores
Migrate
Seals
Cube

Math-talk to them about matching letters to numbers then has them do these worksheets

Name: _____ Cut and glue to match.

three seven two nine four

one ten six five eight

1 2 3 4 5 6 7 8 9 10

Name: _____ Date: _____

FUN FISH SUBTRACTION TO 12 SHEET 2

Write the answers to these subtraction facts into the bubbles.
Shade the bubbles with answers 0 to 3 yellow, 4 to 6 green, 7 to 9 red.

10 - 5 9 - 7 12 - 3

9 - 3 10 - 8 11 - 6 8 - 6

9 - 8 10 - 9 12 - 7

12 - 8 11 - 8 11 - 3

www.missmiller.com.au


Fish link <https://s-media-cache-ak0.pinimg.com/originals/e6/6c/87/e66c8736bee22330dbe8e6d3e6d1e2ce.jpg>

Social studies- talk about how Polar bears live in the Far North in a cold place called the **Arctic**. Ask if they know anything else that lives in the north. Then mention seals and fish and penguins, and the climate. Have them do pages in there packet

Art – have them do these hand print polar bears

<http://www.lovetosew.com/polarbearhandprint.htm>

Science- talk about what a mammal how to tell (we are mammals because we are warm blooded etc.) is then have a picture on the board with lots of animals mammals and non-mammals and have them tell you which are and which is not a mammal. Go into a little bit how they stay so warm in cold weather. Then give them this






Here are some fun facts to give the kids

- Polar bears have 10 cm thick layer of blubber which keeps them well insulated from low temperature and cold water. Their dense and oily fur keeps them dry even after long time in the water.
- Although they live in cold environment (temperature can drop below minus 45 degrees of Celsius), they can easily overheat when they run (due to thick fur and blubber).
- Polar bears spend most of their time in the water, where they hunt seals (main food source).
- Unlike other bears, they don't hibernate. They are active throughout the whole year. Mothers go give birth then stay with cubs for about 3 months after birth in a cave
- They take good care about their hygiene and spend 15-20 minutes in grooming themselves after good meal.

Day3-themefor this day where do they live (igloos) and how the survive in cold weather (climate)

English/ vocab/reading-




Read these books to them asking questions along the way. Ask what the point of the story was. Give them a paper with a story on it and have them highlight all the vocab words from the other day they see on it, they will have a copy of words to help



Math- gives the kids some marshmallows to help them don't let them eat them

Tip: give the kids a little cup with some marshmallows that they can eat so they don't eat there assignment

$5 + \underline{\quad} = 11$	$7 + \underline{\quad} = 13$	$5 + \underline{\quad} = 9$
$5 + \underline{\quad} = 12$	$6 + \underline{\quad} = 11$	$4 + \underline{\quad} = 10$
$6 + \underline{\quad} = 12$	$4 + \underline{\quad} = 7$	
$2 + \underline{\quad} = 9$	$3 + \underline{\quad} = 8$	
$9 + \underline{\quad} = 12$	$8 + \underline{\quad} = 10$	



Addition!

	
$\begin{array}{r} 2 \\ +7 \\ \hline \end{array}$	$\begin{array}{r} 1 \\ +3 \\ \hline \end{array}$
$\begin{array}{r} 2 \\ +8 \\ \hline \end{array}$	$\begin{array}{r} 2 \\ +6 \\ \hline \end{array}$
$\begin{array}{r} 1 \\ +7 \\ \hline \end{array}$	$\begin{array}{r} 2 \\ +1 \\ \hline \end{array}$
$\begin{array}{r} 1 \\ +9 \\ \hline \end{array}$	$\begin{array}{r} 5 \\ +5 \\ \hline \end{array}$

Social studies- talk more about where they live and how they live what they eat give some worksheets about it have them do worksheet in packet

Art-have them do this project and have them (if they would like) draw a polar bear or something in it.

If they finish early then have them do this connect the dot



<http://www.makinglearningfun.com/themepages/PolarBear123dottodot.htm>

Link for project 1

<http://www.iheartcraftythings.com/2015/01/cupcake-liner-igloo-craft-for-kids.html>

Science- talk about how they migrate tie in other animal (ex. Bears hibernate for the winter but polar bears don't, they migrate like the birds during winter birds go places that are warmer) give a worksheet later about whether an animal migrates hibernates or stays where they are

Day4 more overview of earlier things

English/ vocab/reading- have them tell/write you story about what they think is going on in this picture

<http://whatnowamerica.org/polar-bear-coloring-pages-for-kids-enjoyment/eric-carle-polar-bear-coloring-pages/>

After that you will give them the spelling test of the vocab words there is a really great website that will make the test for you super easy

Spelling test/answer key this is also the website I used


<http://www.education.com/worksheet-generator/reading/spelling-test/>

Then have they done this page if there is still time have them do this work sheet

Name _____

Write down three things under each category.

	Have	Polar Bears Can	Are
1	_____	_____	_____
2	_____	_____	_____
3	_____	_____	_____



Math-today they will be working on all the things they learned throughout the week with a few worksheets

Here are the links

<https://www.teacherspayteachers.com/Product/Polar-Bear-Addition-1130935>

<https://www.pinterest.com/pin/257690409902581386/>

<https://www.pinterest.com/pin/382806037048851845/>

Art- making snow!!!! This is the link

<http://playactivities.com/how-to-make-snow/>

Social studies-bring in the art project- talk about thing they learned about earlier in the week do final pages in worksheet

Science- bring in art project they did earlier in the day-- talk about thing they learned about earlier in the week. Have a few review worksheets for them.

End of the week-at the end of the week before school gets out bring out the list of things the know about polar bears and the arctic and talk about it asking questions and kind of reviewing on everything.